



Environment Quality Authority State of Palestine

Industrial Emissions

Environmental Approval

- **Most development activities get Environmental Approval (EA) according to Environment Impact Assessment (EIA) policy process.**
- **Monitoring and Inspection .**
- **Type of inspections : a comprehensive /periodic inspection OR a qualitative inspection (complains, illegal facilities, inspection campaigns) .**

Projects

- **Pollutant Release and Transfer Register (PRTR) Pilot project in 2014**
 - <http://82.213.48.227:8888/>
 - **9 facilities**

- **Inventory projects**
 - **Inventory in 2012 about 400 facilities**
 - **Inventory in 2015 about 600 facilities by**
ARCADIS

- **Industrial Pollution Inventory system**
 - <http://82.213.48.228>
 - **1140 facilities**

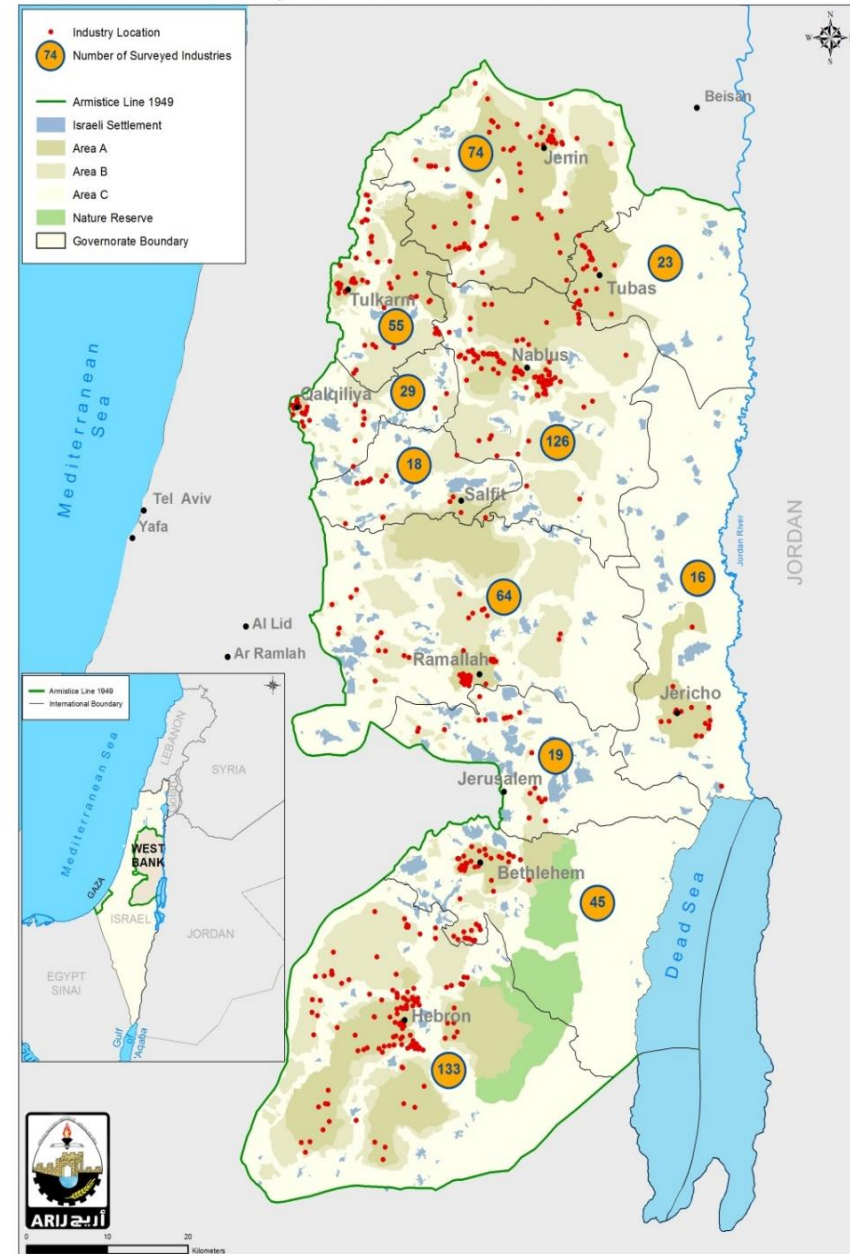
Equipments and tools

No	Item Description	Ministry	Nablus	Tulkarem	Jenin	tubas	Bethlehem	Hebron	Ramallah	Salfit	Jericho
1	Work Environment gas analyzer (SO ₂ , NO ₂ , CO, NH ₃ , H ₂ S,VOC)	1	1	0	1	0	1	1	0	0	0
2	Laser Dust Meter(TSP, PM ₁₀ , PM ₅)	1	1	0	1	0	1	1	0	0	0
3	Integrated sound level meter	2	1	1	1	1	1	1	1	1	1
4	Multi Water Quality Checker(pH, DO, Turbidity, salinity, conductivity, Temperature)	2	0	0	0	0	0	0	0	0	1
5	Ice box and Ice pack	3	1	1	1	1	1	1	1	0	0
6	Global positioning system	2	1	1	1	1	1	1	1	1	1
7	Laser Distance Meter	2	1	1	1	1	1	1	1	1	1
8	Industrial Waste water kit (Al, Cr+6, NH ₃ , NO ₃ ,Cl ₂ ,Zn)	1	1	0	0	0	0	1	0	0	0
9	Non Ionizing Radiation Detection device	2	1	0	0	0	0	1	0	0	0
10	Ionizing Radiation Detection device	1	1	1	1	0	1	1	1	0	0

Industry sectors of the surveyed facilities

Industrial Sector	No. of facilities
Manufacture of food products	162
Manufacture of other non-metallic minerals products	120
Manufacture of chemicals and chemical products	56
Manufacture of rubber and plastics products	50
Manufacture of leather and related products	20
Manufacture of furniture	17
Manufacture of paper and paper products	17
Manufacture of machinery and equipment	16
Manufacture of textiles	11
Manufacture of wearing apparel	11
Sewerage	9

The Distribution of the Surveyed Industries in the West Bank



Emissions to the air

Governorate	Total Number of Facilities	Sum of Annual Air Emissions (tonnes/year)				
		TSP	PM10	NO _x	SO ₂	VOC
Bethlehem	45	1,007	544	27	1	36
Hebron	132	1,606	945	65	5	903
Jenin	74	577	392	33	4	582
Jericho & Al Aghwar	16	145	91	23	2	267
Jerusalem	19	180	102	7	<1	7
Nablus	125	730	467	68	3	130
Qalqiliya	29	480	264	16	1	320
Ramallah and Al Bireh	64	443	298	29	1	70
Salfit	18	197	117	10	<1	17
Tubas	23	153	83	9	<1	3
Tulkarm	55	822	445	28	1	59
TOTAL	600	6,341	3,749	317	18	2,395

Water Contaminants by Governorate

Governorate	Total BOD (kg/month)	Total SS (kg/month)	Total O&G (kg/month)	Total COD (kg/month)	Total P (kg/month)
Bethlehem	1593-3037	2535-3565	655-1180	3698-8030	16-103
Hebron	5276-24847	2248-12377	3268-5929	31346-71011	3189-3495
Jenin	2482-16344	2158-13449	1279-7044	7746-28977	347-1175
Jericho & Al Aghwar	1430-2447	1582-1832	408-885	3765-7827	39-558
Jerusalem	1195-3670	998-8417	259-4914	2483-15424	138-901
Nablus	23637-37405	21199-38650	7313-30594	42624-85805	4138-22663
Qalqiliya	234-1556	270-825	125-306	765-1749	67-88
Ramallah and Al Bireh	15293-17503	16043-16896	4311-14949	16680-19098	991-14192
Salfit	142-927	117-1129	75-640	340-1953	44-122
Tubas	262-1371	242-2245	71-1242	440-3608	33-197
Tulkarm	4662-7337	8317-14368	2116-5842	6163-15573	133-771

The Industrial Pollution Inventory system

Industrial Pollution Inventory Users Permissions ▾ Industries Maps Search ▾ Reports ▾ About Contact Logout

Home / Industrial Pollution Inventory












Industrial Pollution Inventory

Create New Industry

Showing 1-20 of 600 items.



Industrial Pollution Inventory

	Industry #	Name of Facility	اسم المصنع	Sector	Governorate	Environmental Approval	Type of
Actions	# ▾	<input type="text"/>	<input type="text"/>	Choose Industrial Sector..... ▾	Governorate ▾	Status ▾	Approv
 	1	Al-Andalus Co. for Manufacturing & Printing Nylon	شركة الأندلس لصناعة النايلون وطباعته	Manufacture of rubber and plastics products	Nablus	NO	No
 	2	Brothers Factory for Plastic (Hassoneh Factory)	مصنع الأخوة للبلاستيك - مصنع حصونة	Manufacture of rubber and plastics products	Nablus	NO	No
 	3	Al Anwar Plastic Factory	مصنع الأنوار للبلاستيك	Manufacture of rubber and plastics products	Nablus	YES	Environ A
 	4	Palestine Plastic Industries Co.	شركة فلسطين لصناعات اللدائن	Manufacture of rubber and plastics products	Nablus	YES	Environ A
 	5	Alpha Fiber Glass Co.	شركة الفا فايفر لصناعة الإكزولين	Manufacture of rubber and plastics products	Nablus	YES	Environ A
 	6	Top Last for Plastic Industries	شركة توب لاست للصناعات البلاستيكية	Manufacture of rubber and plastics products	Nablus	YES	Environ A

Continue system

Industrial Pollution Inventory

Home

Industries

Maps

Search

Reports

About

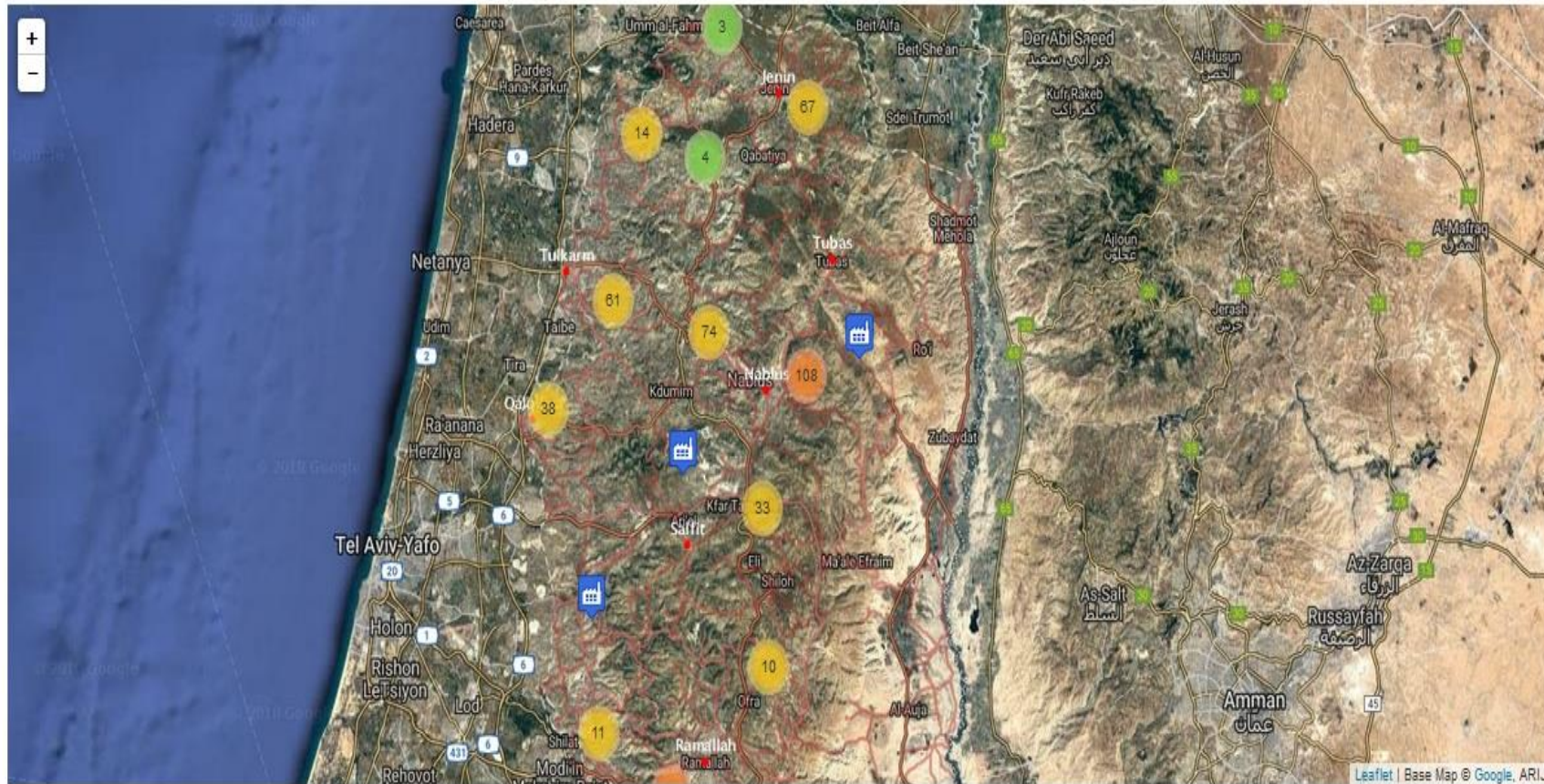
Contact

Change own password

Logout

Search Map

Print



Challenges and Obstacles

- **Limited confirmatory measurements are available (Authorities and industries)**
- **The concept of environmental culture is weak in most industrial facilities where they no data documented...**
- **The industry list having errors, omissions and not updated.**
- **The period of field survey is not sufficient.**
- **The employees of field survey are not experts in industry.**

THANK YOU