



הלשכה המרכזית לסטטיסטיקה  
Central Bureau of Statistics  
دائرة الإحصاء المركزية

# Municipal Waste - collecting data

**Agriculture, Environment and Energy Sector**

**08.03.2018**

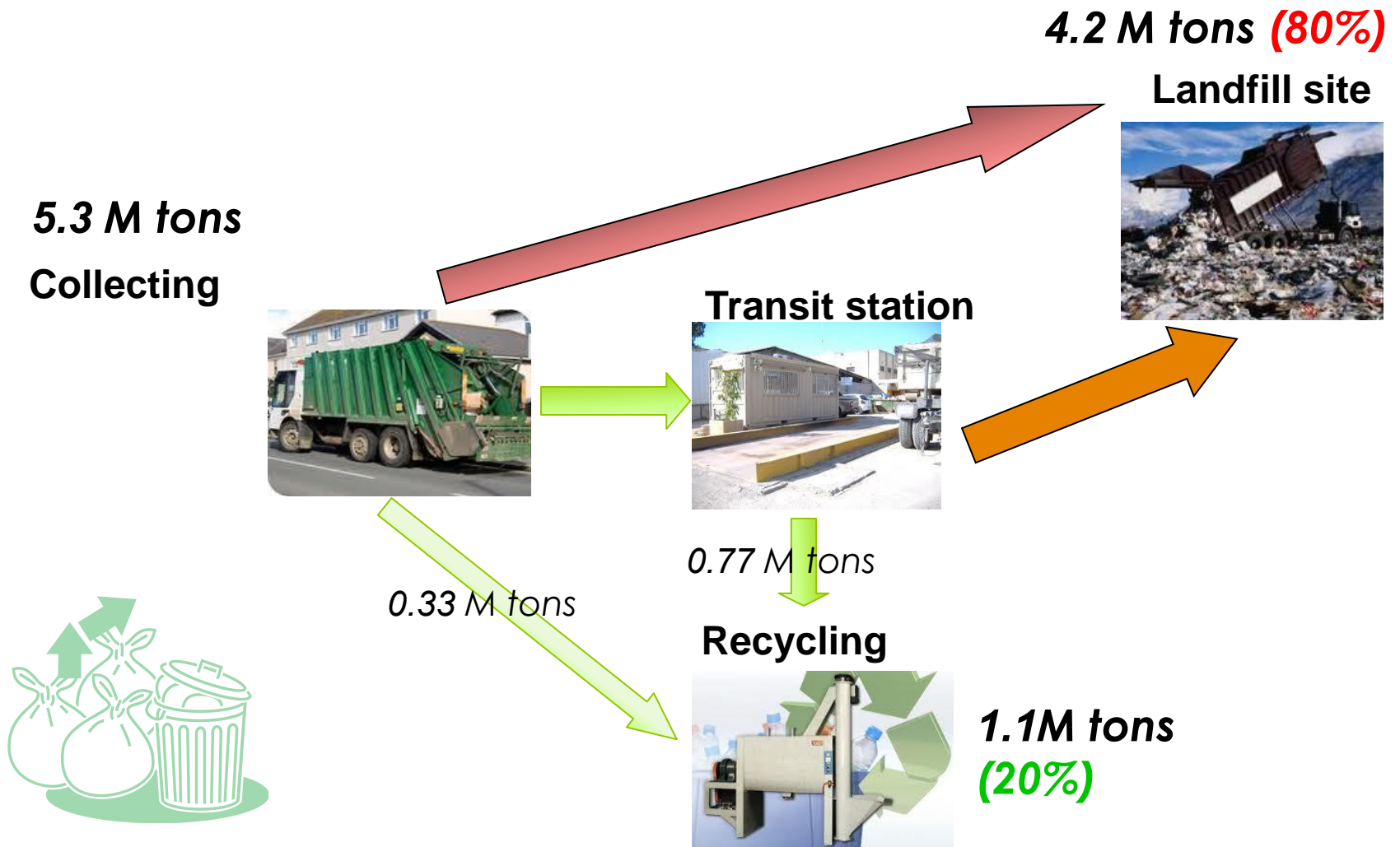
# Contents

- Overview
- The waste treatment process
- Municipal waste - Data Sources
- ICBS Annual Survey
- Findings

# Overview

- 255 Local authorities
- The waste is collected by the municipal authorities and Includes Household and commercial waste
- Types of treatments
  - Landfilling – sent directly or via transit stations
  - Recycling - at source and at the transit station
- Coverage of 99% of the municipal authorities' population
- Data series since 2003

# The waste treatment process



## Landfills sites for mixed waste



# Municipal waste - Data Sources

- ICBS Annual Survey of Local Authorities – Currently data are being collected for 2017
- Complementary data from the MOEP

# ICBS Annual Survey

- Paper questionnaire sent to 255 local authorities
- Questionnaire structure
  - Recycling at source
  - Recycling at transit station
  - Landfilling

# Recycling at source – Examples





# Main Waste collected - examples

- Household -



- Bulky -



- Garden Waste -



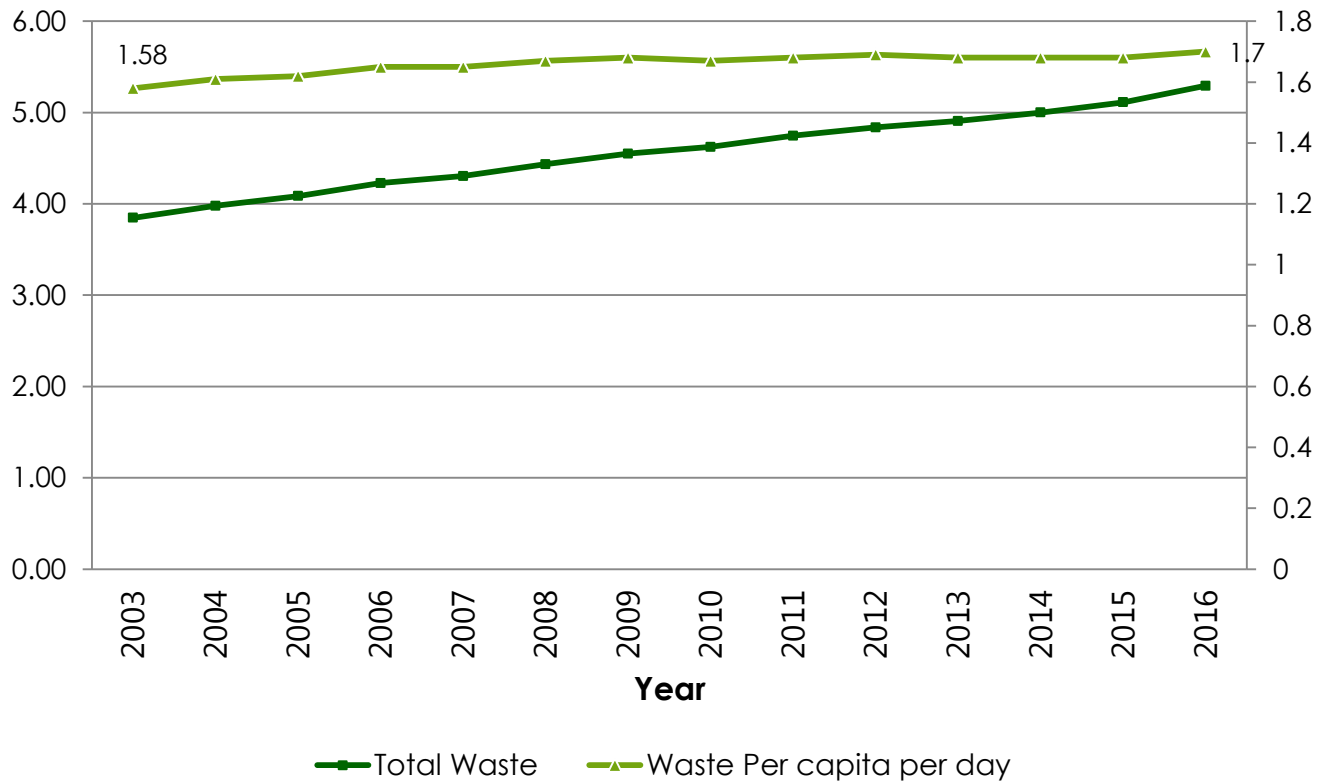
## ICBS Annual Survey – cont.

- **Household** and **commercial** waste data cannot be separated
- **Industrial ,agricultural** and **construction** waste data are deducted from the reported amounts of collected municipal waste
- Collected **municipal** waste almost equals to the generated **municipal** waste

# Findings

## Municipal Waste collected per year

Milions tons



# Findings

## Solid Waste, collected in the local authorities, by district

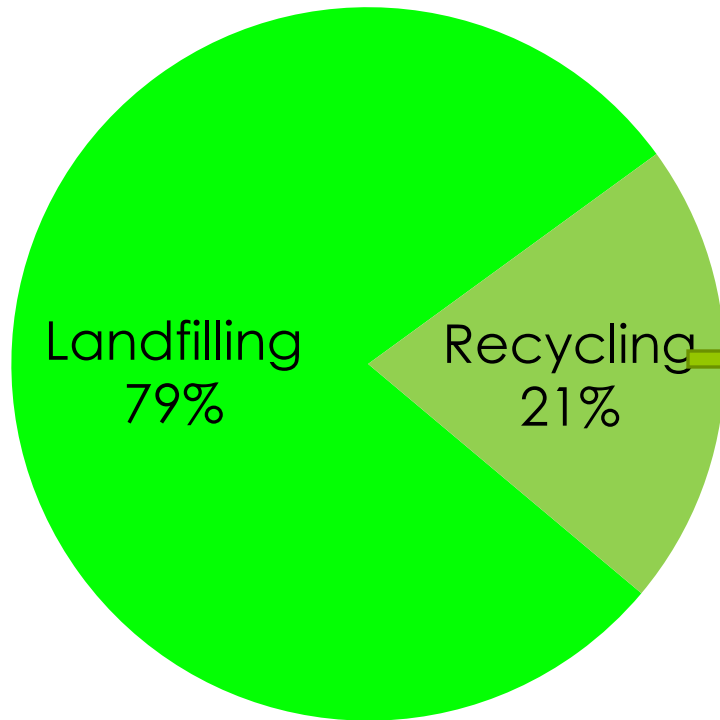
	2016		
	Averages per day		
District	Kg. waste per capita	Waste - total	Waste per year - total
<b>TOTAL</b>	<b>1.73</b>	<b>14,502</b>	<b>5,293,312</b>
JERUSALEM DISTRICT	1.46	1,548	565,181
NORTHERN DISTRICT	1.64	2,259	824,415
HAIFA DISTRICT	1.65	1,620	591,297
CENTRAL DISTRICT	1.68	3,490	1,273,769
TEL AVIV DISTRICT	1.99	2,718	991,998
SOUTHERN DISTRICT	2.06	2,385	870,609
JUDEA AND SAMARIA (Jewish Settlements)	1.25	482	176,044

## Findings – Cont.

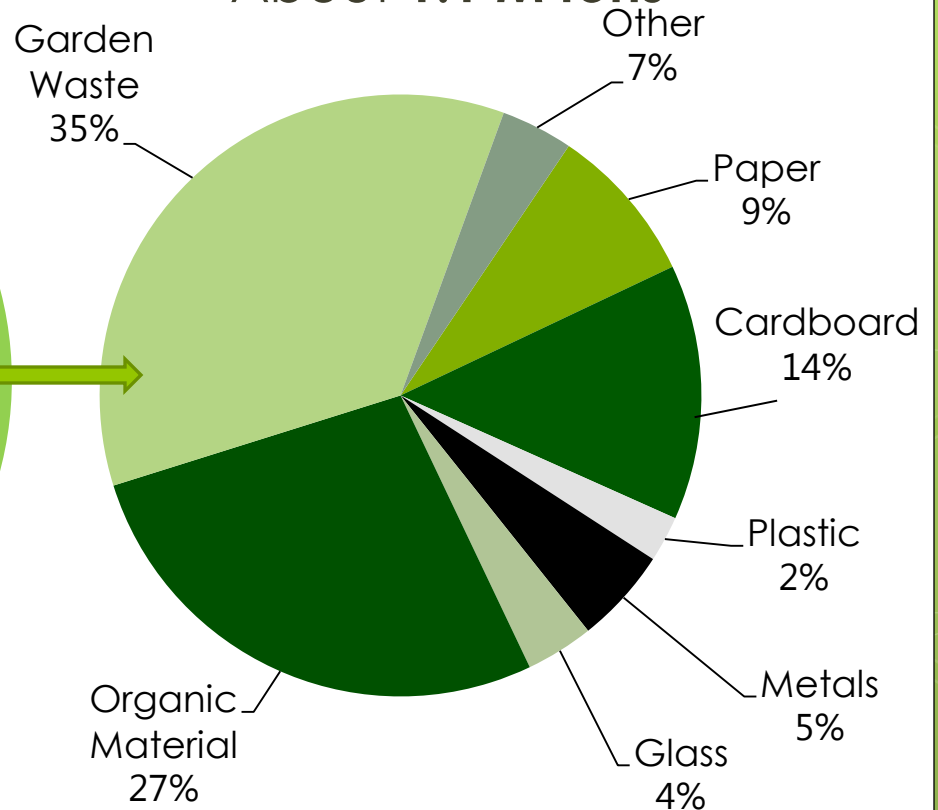
- Since 2014 the Recycling percentage increased gradually from 18% to 21%.
- The Recycling is divided into 3 main types :
  - Recycling at source - Separation by residents : about 340,000 tons (6.5% of the total waste)
  - Recycling at the transit station - Mechanical separation: about 380,000 tons (7.2%)
  - Recycling of Garden waste - Separate collection: about 390,000 tons (7.3%)

# 2016 Findings

Total Waste collected :  
About **5.3 M tons**



Total Recycling :  
About **1.1 M tons**



# Expenditure for Environmental Protection

2014, NIS MILLION	Waste	wastewater	Other	Total
Local authorities	4,402	1,450	2,174	8,026
Households, commercial and services	1,272	1,816	..	3,088

**Thank  
you!**

