

10th meeting of the Horizon 2020 Review and Monitoring (RM) Group  
and Assessment workshop 23-24 September 2019, Athens, Greece

## Main elements from thematic assessments (Waste and Marine Litter)

**Borhan Kreitem**  
(Regional Waste Management Expert)

**Olgaç GÜVEN**  
(Regional Marine Litter Expert)



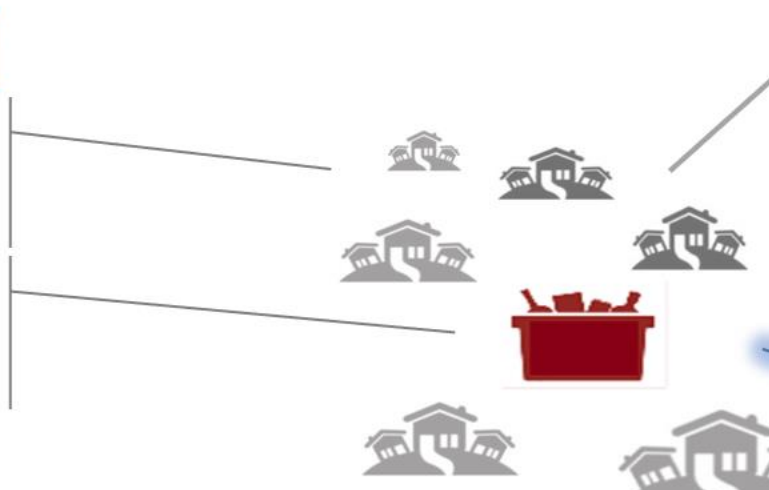
**European  
Environment  
Agency**



**PRESSURES**

IND 1.B Plastic waste generation per capita

IND 1.A Municipal waste composition



IND 2.A.1 Waste collection coverage

**RESPONSES**

IND 2.A.2 Waste captured by the formal waste sector

IND 2.C.1 % of plastic waste generated that is recycled



IND 1.D % of Time of Tourist visitors in Coastal Areas

IND 1.C % of population living in Coastal Areas

**DRIVERS**

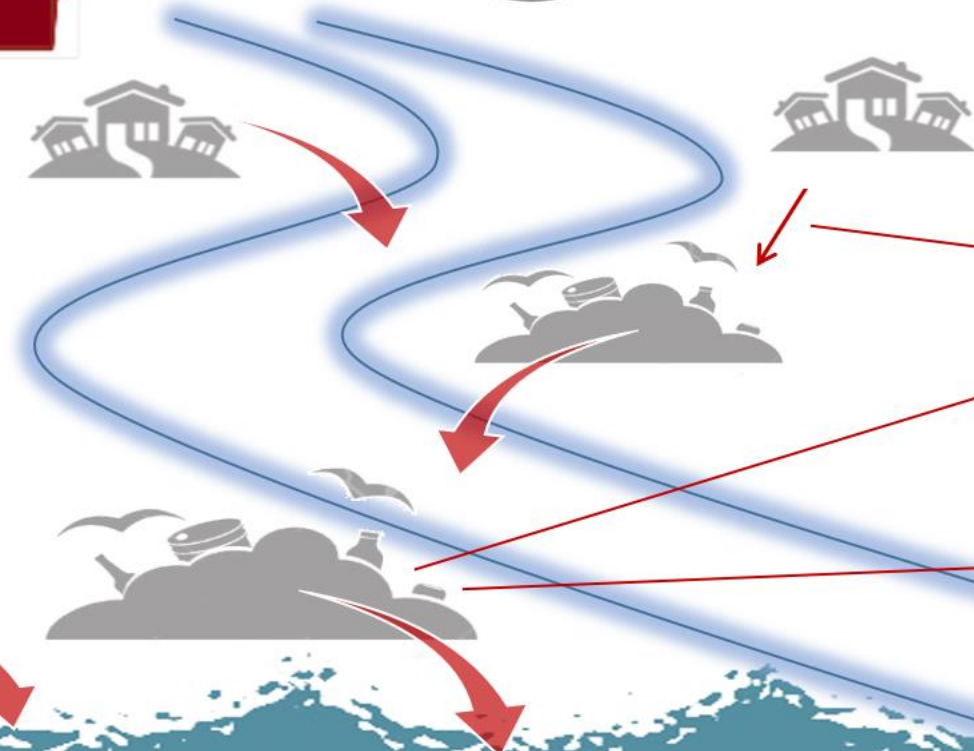


**PRESSURES**

IND 2.B.1 % of waste to uncontrolled dumpsites

IND 2.B.2 Uncontrolled dumpsites in Coastal Areas

IND 2.B.3 Waste going to dumpsites in Coastal Areas



**STATE**

CI 22 Litter washed ashore and deposited on coastlines

CI 23 Litter in the water column inc microplastics and on the seafloor

**IMPACTS**

CI 24 Litter ingested by or entangling marine organisms

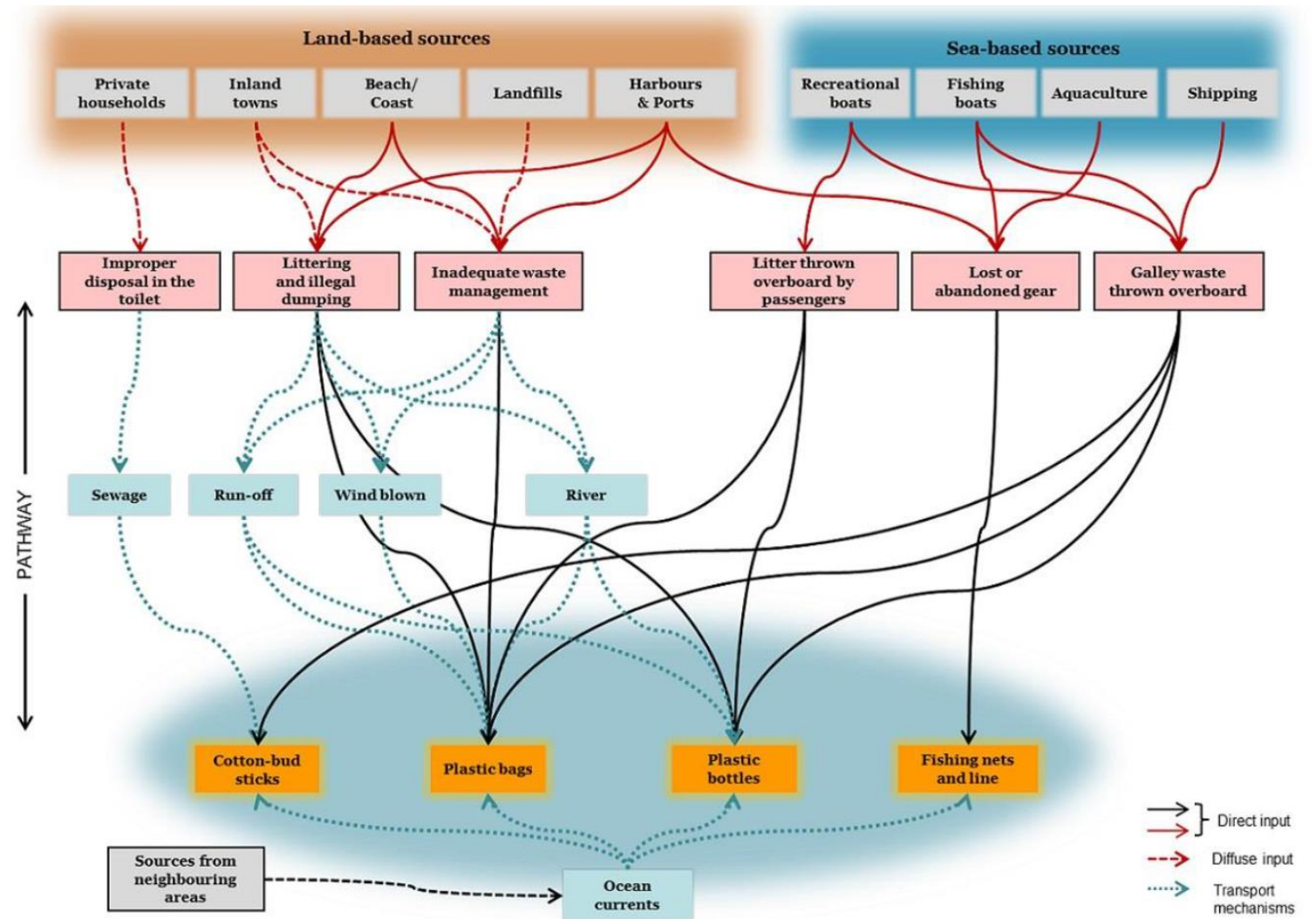




# Notes on Sources of Marine Litter

**Sea-based origin** relates to litter that is directly (accidentally or purposely) released into the sea by maritime activities

**Land-based origin** relates to activities which cause littering directly on the coast



Identifying Sources of Marine Litter 2016 (JRC104038)

# **Activities of the Regional Waste Management and Marine Litter Experts**

## **1- Regarding the document D3.3 dealing with “Country level assessment approach”, finalization of the**

- Guidance Template for Waste Thematic Assessment
- Guidance Templates for all Indicator Assessments
- Highlights of the National Assessment

## **2- Finalization of the metadata tables for Waste and Marine litters**

## **3- Support visit to Egypt**

- Joint visit by the two regional experts
- Met (or talked to) most of the concerned public sector stakeholders at the Min. of environment, CAPMAS, the Waste Management Regulatory Agency, and others.
- Supported the newly recruited National Consultant to identify the stakeholders and initiate the data collection process and to prepare the Country Report/country presentation.

## **4- Followed up on progress of the data collection and the preparation of the Country Report**

# H2020 Waste and Marine Litter Indicators

H2020 Indicators	DPSIR framework for describing the interactions between society and the environment				
	<u>Driving forces</u>	<u>Pressures</u>	<u>States</u>	<u>Impacts</u>	<u>Responses</u>
	industry, tourism, economic growth	pollution, land-use change, population growth	water quality, soil quality, air quality, habitat, vegetation	ill public health, habitat fragmentation, economic crisis, environmental damage, biodiversity loss	taxes, environmental laws
<b>IND 1. Municipal Waste Generation</b>					
IND 1.A Municipal waste composition		X			
IND 1.B Plastic waste generation per capita		X			
IND 1.C % of population living in Coastal Areas	X	X			
IND 1.D % of Time of Tourist visitors in Coastal Areas	X	X			
<b>IND 2. “Hardware” of waste management</b>		X	X		
IND 2.A Waste Collection		X		X	
IND 2.A.1 Waste Collection Coverage	X	X			
IND 2.A.2 Waste Captured by the system		X		X	
IND 2.B Environmental Control	X	X		X	
IND 2.B.1 % of waste to uncontrolled dumpsites		X		X	
IND 2.B.2 Uncontrolled dumpsites in Coastal Areas	X	X		X	
IND 2.B.3 Waste going to dumpsites in Coastal Areas	X	X		X	
IND 2.C Resource Recovery	X	X			
IND 2.C.1 % of plastic waste generated that is recycled	X	X			
<b>IND Q. “Software” of waste management</b>					X

# H2020 Marine Litter Specific Indicators

H2020 Indicators	DPSIR framework for describing the interactions between society and the environment				
	<u>Driving forces</u>	<u>Pressures</u>	<u>States</u>	<u>Impacts</u>	<u>Responses</u>
	industry, tourism, economic growth	pollution, land-use change, population growth	water quality, soil quality, air quality, habitat, vegetation	ill public health, habitat fragmentation, economic crisis, environmental damage, biodiversity loss	taxes, environmental laws
IND 1. Municipal Waste Generation					
IND 1.B <b>Plastic waste</b> generation per capita		X			
IND 1.D % of Time of <b>Tourist</b> visitors in Coastal Areas	X	X			
IND 2. “Hardware” of waste management		X	X		
IND 2.B.2 <b>Uncontrolled dumpsites in Coastal Areas</b>	X	X		X	
IND 2.B.3 <b>Waste going to dumpsites in Coastal Areas</b>	X	X		X	
IND 2.C.1 <b>% of plastic waste generated that is recycled</b>	X	X			
IND Q. “Software” of waste management					X

# Guidance Template for Waste Thematic Assessment

Thematic Assessment  
WASTE

Supported by the H2020 / NAPs Indicators:

- IND 1. Municipal Waste Generation
  - IND 1.A Municipal waste composition
  - IND 1.B Plastic waste generation per capita
  - IND 1.C % of population living in Coastal Areas
  - IND 1.D % of Tourists in Coastal Areas
- IND 2. Hardware of Waste Management
  - IND 2.A Waste Collection
    - IND 2.A.1 Waste Collection Coverage
    - IND 2.A.2 Waste Captured by the system
  - IND 2.B Environmental Control
    - IND 2.B.1 % of waste to uncontrolled dumpsites
    - IND 2.B.2 Uncontrolled dumpsites in Coastal Areas
    - IND 2.B.3 Waste going to dumpsites in Coastal Areas
  - IND 2.C Resource Recovery
    - IND 2.C.1 % of plastic waste generated that is recycled
- INDQ. Software of Waste Management
  - Marine Litter & Waste Management Framework
  - Resource Recovery
  - Sustainable Consumption And Production

European Environment Agency  
European Topic Centre on Inland,  
Coastal and Marine Waters



## D3.3: Country level assessment approach

Version:

Date:

EEA activity: ENI SEIS II South

ETC/ICM task, milestone:

Prepared by / compiled by:

Organization:

EEA project manager:

## Guidance Templates for Indicator Assessments

### Guidance for Indicator Assessment 2. "Hardware" of waste management

H2020 / NAPs Indicators

2.A Waste collection

2.B Environmental control

2.C Resource recovery

## Highlights of the National Assessment

1. Municipal waste and marine litter	
Key Questions	Annotations
1.1. What are the trends in municipal solid waste generation?	<ul style="list-style-type: none"> <li>• Overview of the waste indicator trends.</li> </ul>
1.2. Is appropriate disposal and treatment improving?	<ul style="list-style-type: none"> <li>• Case studies to highlight best practice.</li> </ul>
1.3. What is the extension of the issue of marine litter in your country?	<ul style="list-style-type: none"> <li>• Links to marine Litter activities in the Mediterranean (e.g. ML regional plan, SCP framework, IMAP ML indicators, regional assessments and studies) to inform on impacts of marine litter (quantities e.g. beach litter, socio-economic and environmental impacts of ML).</li> <li>• Include case-studies/highlights from your country.</li> </ul>
2. Waste and Marine litter data and information process	
2.1. How is the monitoring and reporting on waste progressing in your country?	<ul style="list-style-type: none"> <li>• Description of the progress of data, infrastructure and cooperation in related to waste.</li> <li>• Note regarding the quality of data.</li> </ul>
3. Waste and Marine litter assessment	
3.1. Why is municipal solid waste a priority issue in your country?	<ul style="list-style-type: none"> <li>• Findings in light of the national drivers and responses.</li> <li>• Description of uncertainties and how you are addressing these.</li> </ul>
3.2. What are the main factors impacting waste management in your country?	<ul style="list-style-type: none"> <li>• Do the indicators sufficiently assess the problem?</li> </ul>
3.3. Are the challenges related to municipal waste and marine litter properly addressed?	<ul style="list-style-type: none"> <li>• Informal waste management, overall management &amp; recycling linking to circular economy.</li> <li>• Pressures growing faster than actions.</li> <li>• Link to post H2020 agenda – circular economy element is key.</li> </ul>

<p><b>Key policy question:</b>  <i>Why is waste a priority pollution issue in my country? and/or What is the progress in recycling and reusing recycled products (in particular plastics)? and/or How effective were project investments in alleviating solid waste management challenges in your country? and/or How has H2020 initiative and UfM/Barcelona Convention overall policy process improved the level of engagement of national stakeholders in your country with respect to solid waste management and prevention of marine litter?</i></p> <p>The Key Policy Question may be reformulated to fit the national context (within the regional frame), as required.</p>
<p><b>Key messages</b></p> <p>Based on all your analyses and assessments, the key messages on the thematic WASTE should be developed. This is the most important section of the indicator assessment. The key messages should be short (usually 2-3 bullet points (or short paragraphs), simple, easily understandable but strong and explicit.</p> <p>Keywords: Improving, progress, deteriorating, challenges, success story, sustainable, national capacities, new legislation, environment/ sustainability awareness, expected future developments, core issues at stake from the national perspective, core issues related to coastal areas.</p>
<p><b>Key DRIVERS</b></p> <p>Here you can address the drivers that affect or lead to the need of improving waste management system, reduction of marine litter. These can be best illustrated using facts &amp; figures, and indicator data on e.g. population growth, rapid development, increase in coastal tourism, urban sprawl, changes in consumers consumption habits etc. Other drivers such as socio-political situation, (lack of) governance and infrastructure can be also discussed.</p> <p>Keywords: Population growth, urbanisation, tourism, (lack of) governance, economic development, consumers consumption habits, (lack of) infrastructure, socio-economic drivers, regional policy, regional cooperation/integration.</p>
<p><b>Key RESPONSES</b></p> <p>You can refer in this section to key policies, projects, investments, incentives and initiatives that have been implemented to improve waste management systems, quality of marine environment in general.</p> <p>Examples:</p> <ul style="list-style-type: none"> <li>- Investment projects on improving waste collection and treatment, planning and construction of composting and recycling plants and proper dumping sites.</li> <li>- Implementing capacity building programs to increase efficiency of of composting and recycling plants etc.</li> <li>- Actions towards integrated waste management systems, including marine litter related issues.</li> </ul> <p>Keywords: Policy measures, regulations, national strategies, investments, access to finance, innovation, technology, economic incentives, public awareness, SDGs, available infrastructure, waste management information system, monitoring, circular/green economy, non-conventional recycled waste use, post-2020 priorities.</p>

<p><b>Key PRESSURES – STATES – IMPACTS</b></p> <p>In this section the following could be discussed;</p> <ul style="list-style-type: none"> <li>• The most important waste management pressures (such as stresses that human activities place on the environment in inland and coastal areas)</li> <li>• The resulting environmental states and their impacts (on the natural environment, human health and socio-economics)</li> </ul> <p>Facts and figures showing the trends in terms of PRESSURE sources, location and quantities could be presented.</p> <p>The analysis of pressures can be linked to the evaluation of the environmental STATE, building on the key assessment of IND 2. (Hardware of Waste Management)</p> <p>When it comes to IMPACTS, one could distinguish between direct and indirect impacts on the environment, human health and socio-economics from IND 2.A and IND 2.B.</p> <p>This analysis can be complemented by studies or case studies related to the impact of current challenges of the waste management systems like shortcoming in waste collection, waste treatment; formal and informal dumping and other uncontrolled operations.</p> <p>Keywords: Solid waste generation, sources of marine litter, emerging pressures, tourism, monitoring, good environmental status, deteriorating status, ecosystems, human health, economic development, spatial distribution of economic units, constrains, increase, decrease, trend.</p>
<p><b>References in key assessment text</b></p> <p>If you refer to information, assessments etc. from other publications and reports, the respective references should be listed here.</p>

## Guidance Template for Waste Thematic Assessment

23-24 September 2019, Athens, Greece



<p><b>Key policy question:</b> <i>Are the plans to upgrade the existing and to build new waste management infrastructure components developed in your country?</i></p> <p>The Key Policy Question should be reformulated to fit the national context (within the regional frame), as required.</p> <p><b>Specific policy questions:</b> <i>Are you planning to extend the coverage of the waste collection to all households in your country?</i></p> <p><b>Specific figure(s)</b></p>
<p>A copy of the figures (graphs or maps) should be inserted here, together with the link to the respective data package files containing the drill-down data, underpinning data and metadata. In case of maps, the metadata should be in a separate file.</p> <p>Note that if no data at the requested scale is available, case studies can also be included.</p>
<p><b>Specific assessment text</b></p>
<p>In this section, the specific assessment text for IND 2.A.1 “Waste Collection Coverage” should be presented, based on the specific figures and addressing the specific policy question « <i>Are you planning to extend the coverage of the waste collection to all households in your country?</i> » above.</p>
<p><b>References in specific assessment text</b></p> <p>If you refer to information, assessments etc. from other publications and reports, the respective references should be listed here.</p>

**Guidance Templates for Indicator Assessments**  
(2.A Waste collection) and (Sub-Indicator: 2.A.1  
Waste Collection Coverage)

## IND Q.A MARINE LITTER & WASTE MANAGEMENT FRAMEWORK

Question	Answer (Yes / No)
IND Q.A.1 Is there a National Assessment for ML and its impacts? The answer “yes” is given either if the relevant documents are officially approved or if they are under elaboration and they are going to be completed before the end of 2019.	
Comments:	

### Definitions required

**Recycling:** the term represents a collection of public and private, formal and informal activities that result in diverting materials from disposal and recovering them in order to return them to productive use'. The recycling rate should include the contribution from the 'informal' recycling sector as well as formal recycling as part of the solid waste management system. Recycling is higher up the waste hierarchy, so energy recovery from e.g. thermal treatment is not considered here.

**EPR Scheme:** Extended Producer Responsibility (EPR) is a policy approach under which producers are given a significant responsibility – financial and/or physical – for the treatment or disposal of post-consumer products. Assigning such responsibility could in principle provide incentives to prevent wastes at the source, promote product design for the environment and support the achievement of public recycling and materials management goals.

## IND Q.

A total of 15 question under three components;

- ***Q.A Marine Litter and Waste Management Framework*** (6 Question)
- ***Q.B Resource Recovery*** (5 Question)
- ***Q.C Sustainable Consumption and Production*** (4 Question)

## IND Q “Software of waste management” (Policies)

23-24 September 2019, Athens, Greece

<b>1. Municipal waste and marine litter</b>	
<b>Key Questions</b>	<b>Annotations</b>
1.1. What are the trends in municipal solid waste generation?	<ul style="list-style-type: none"> <li>• Overview of the waste indicator trends.</li> </ul>
1.2. Is appropriate disposal and treatment improving?	<ul style="list-style-type: none"> <li>• Case studies to highlight best practice.</li> </ul>
1.3. What is the extension of the issue of marine litter in your country?	<ul style="list-style-type: none"> <li>• Links to marine Litter activities in the Mediterranean (e.g. ML regional plan, SCP framework, IMAP ML indicators, regional assessments and studies) to inform on impacts of marine litter (quantities e.g. beach litter, socio-economic and environmental impacts of ML).</li> <li>• Include case-studies/highlights from your country.</li> </ul>
<b>2. Waste and Marine litter data and information process</b>	
2.1. How is the monitoring and reporting on waste progressing in your country?	<ul style="list-style-type: none"> <li>• Description of the progress of data, infrastructure and cooperation in related to waste.</li> <li>• Note regarding the quality of data.</li> </ul>
<b>3. Waste and Marine litter assessment</b>	
3.1. Why is municipal solid waste a priority issue in your country?	<ul style="list-style-type: none"> <li>• Findings in light of the national drivers and responses.</li> <li>• Description of uncertainties and how you are addressing these.</li> </ul>
3.2. What are the main factors impacting waste management in your country?	<ul style="list-style-type: none"> <li>• Do the indicators sufficiently assess the problem?</li> </ul>
3.3. Are the challenges related to municipal waste and marine litter properly addressed?	<ul style="list-style-type: none"> <li>• Informal waste management, overall management &amp; recycling linking to circular economy.</li> <li>• Pressures growing faster than actions.</li> <li>• Link to post H2020 agenda – circular economy element is key.</li> </ul>

## Highlights of the National Assessment

23-24 September 2019, Athens, Greece

## Metadata table (Waste-Marine Litter)

Indicator	Indicator definition	Geographic coverage	Indicator parameters	Indicator units	Indicator Datasets required (2003 - 2016)
IND 1.B Plastic waste generation per capita	The plastic waste fraction includes mostly packaging wastes, such as PET,PVC, polypropylene, high and low density polyethylene (HDPE/LDPE) and polystyrene.	National	A. If the waste quantities (W in tons), the composition (P the w/w% of plastics) and the population (N) are known and calculated, then:  <b>Plastic Waste / Capita = 1000 * (W x P) / N (in kg/year)</b>	Kg/cap/year (on the geographical scale defined)	Total population (National)
		Coastal Areas	B. If the waste has been calculated using special waste generation rates per capita (SR in kg/year) and the composition is known (P the w/w% of plastics), then:  <b>Plastic Waste / Capita = SR x P (in kg/year)</b>		Volume of plastic solide waste
					Total population (Coastal Areas)
					Volume of plastic solid waste

- Data in open international database (Availability / Years covered)
- Data available in regional databases? (*MED/POL - INFO/RAC – Reportnet* - Years covered)
- SEIS I data availability
- Direct info from country
- Data available in different website

## Assessment of H2020/NAP Indicators on Waste Management including Marine Litter

Following the below mentioned assessment steps;

- Data collection,
- The indicator factsheet submission by the countries
- Data dictionaries uploaded to the «MAP/MEDPOL Infosystem» and «InfoMAPNode»

The H2020 Assessment report aims at responding to the following key questions;

I.A. Why is municipal solid waste a priority issue in the Mediterranean?

I.B. What are the main factors impacting waste management in the Mediterranean?

•IND 1C, IND 1D

II. What are the trends in municipal solid waste generation?

•IND 1A, IND 1C, IND 1D, IND 1B

III. How is the region responding to the issue of waste and improving waste management?

•IND Q

IV. Is appropriate disposal and treatment improving?

•IND 2

V. What is the extension of the issue of marine litter in the Mediterranean?

•IND 2



**What is next?**

**National Data and information  
from all SEIS II countries  
leading to a meaningful a  
Regional Thematic Assessment**