

e-Learning Platform of the United Nations Statistics Division

How do I register for a course?

To register for a course please follow the steps below. Please contact us at seea@un.org if you have any questions.

Registering for the e-learning platform

1. Please go to the website of the platform: <https://elearning-cms.unstats.un.org/>



2. Click on the “Register new account” button in the upper right-hand corner.



3. Fill out the relevant information in the registration form; items with an asterisk (*) are mandatory.

The image shows a web browser window displaying the registration page of the United Nations e-Learning Platform. The browser's address bar shows the URL <https://learningcms.un.org/learn/register>. The page header includes the United Nations logo and the text "UNITED NATIONS e-Learning Platform of the United Nations Statistics Division". A search bar with the text "Search courses" and a magnifying glass icon is located in the top right. A navigation menu below the header contains links for "HOME", "COURSES", "EDISCUSSION", "LEARNING RESOURCES", and "CONTACT US".

The main content area is titled "REGISTER" and contains the instruction: "To create an account, please provide all required information below." The registration form is divided into two sections:

- MY PROFILE**: This section contains five input fields:
 - First name * (text input)
 - Last name * (text input)
 - Phone (text input)
 - Address (text input)
 - Nationality * (dropdown menu with "Afghanistan" selected)
- OCCUPATION**: This section contains two input fields:
 - Job Title (text input)
 - Organization name * (text input)

4. Click “Register” at the bottom of the form once you have filled out the registration form.

Organization type * United Nations

Organization scope * International

AUTHENTICATION

Username * test1
The username must be unique. You can use this username to log in.

Email * test1@test.com
The email address must be unique. You can use this email address to log in.

Password * *****
Must have at least 8 characters

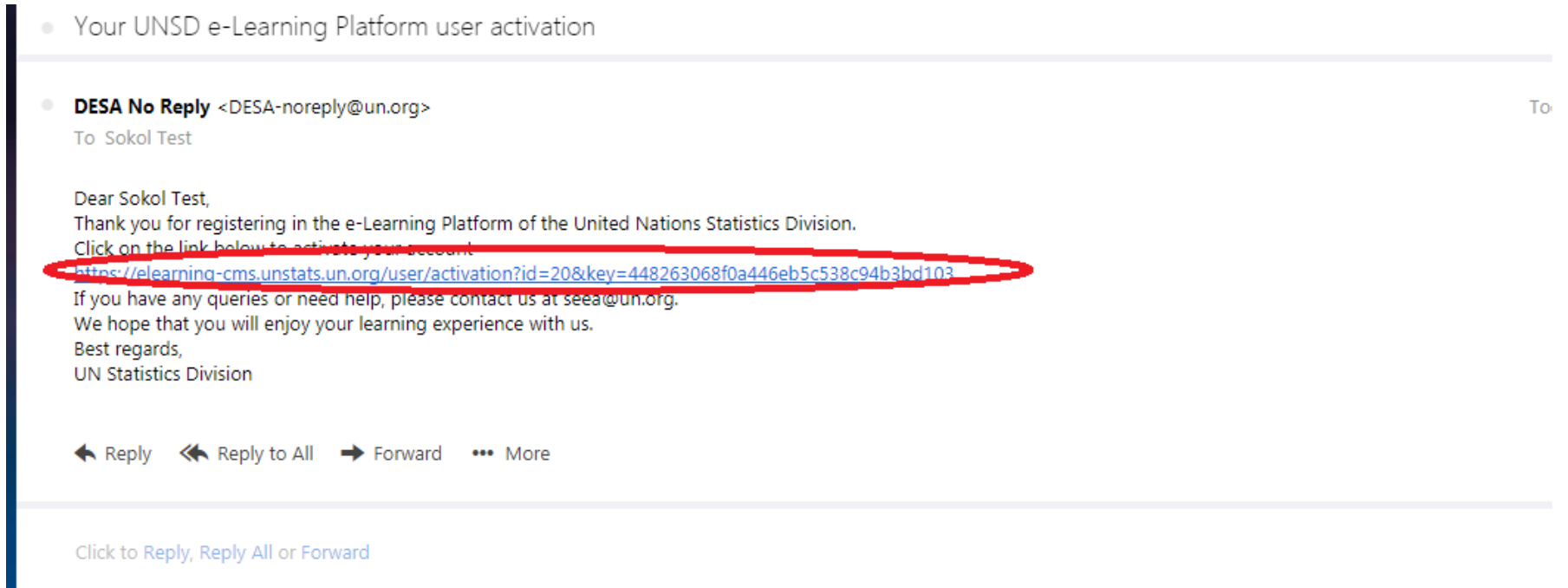
Confirm password * *****

[Register](#)

[Already have an account? Sign-in now...](#)

[About Us](#) [UNSD Work Programme](#) [Contact](#)

5. Your account has been registered on our system. The activation email has been sent. Please check your email to confirm your account registration. Click on the link to confirm your account.



The screenshot shows an email interface. At the top, there is a header for "Your UNSD e-Learning Platform user activation". Below this, the sender is identified as "DESA No Reply <DESA-noreply@un.org>" with the recipient listed as "To: Sokol Test". The main body of the email reads: "Dear Sokol Test, Thank you for registering in the e-Learning Platform of the United Nations Statistics Division. Click on the link below to activate your account." A red oval highlights the activation link: <https://elearning-cms.unstats.un.org/user/activation?id=20&key=448263068f0a446eb5c538c94b3bd103>. The email concludes with: "If you have any queries or need help, please contact us at seea@un.org. We hope that you will enjoy your learning experience with us. Best regards, UN Statistics Division". At the bottom of the email content, there are navigation options: "Reply", "Reply to All", "Forward", and "More". Below the email content, there is a blue link that says "Click to Reply, Reply All or Forward".

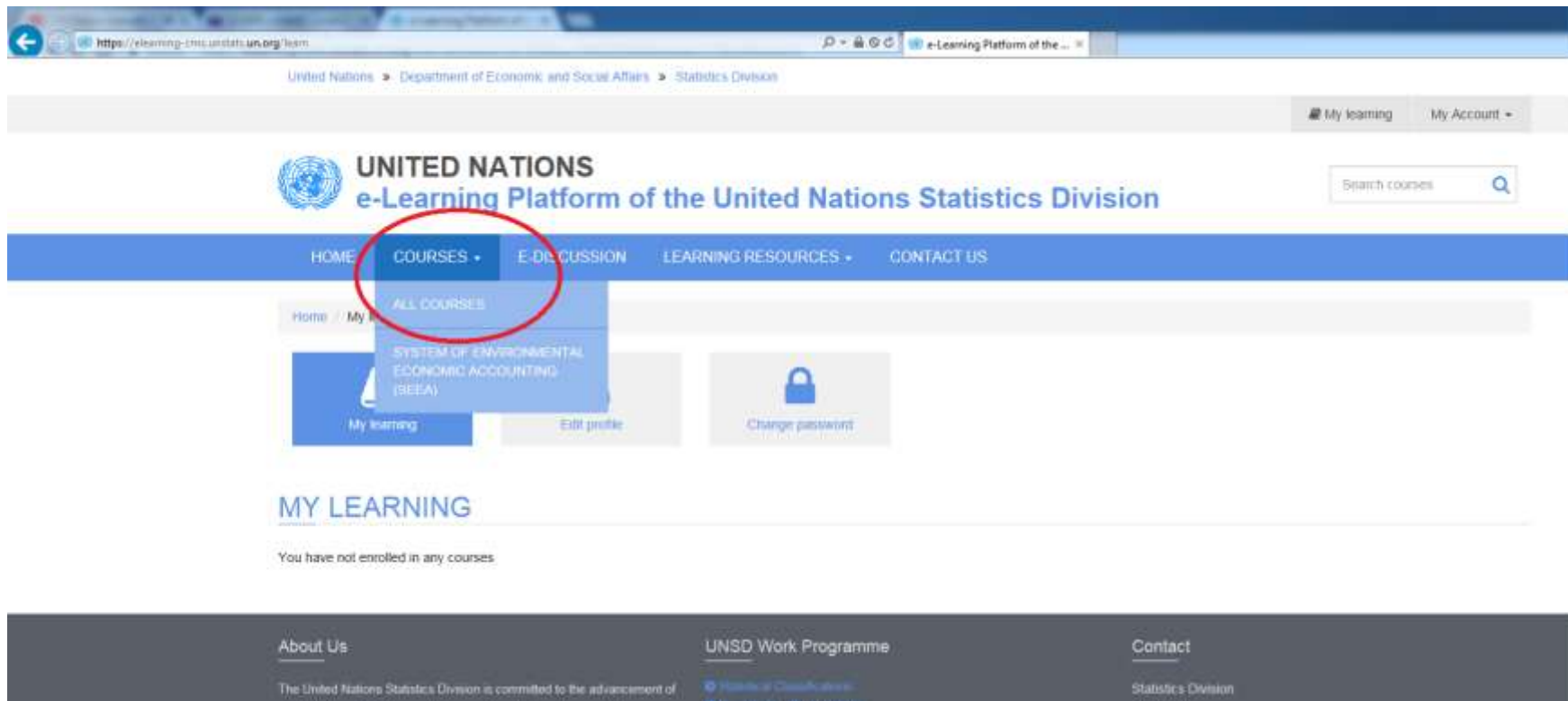
6. You are now a registered member of the e-learning platform! You will receive an email confirming your registration. Directions on how to enroll in a course follow below.

Enrolling in a course

1. After registering for the platform, you can enroll in a course. If not already logged in, please do so using the username and password created while registering for the e-learning platform by going to <https://elearning-cms.unstats.un.org/> and clicking in the “Sign in” button.



2. Click on the “Courses” button; and then click “all courses” from the drop-down menu



3. Click the “Enroll” button of the one course you would like to take.

The screenshot shows the United Nations e-Learning Platform interface. At the top, there is a navigation bar with the United Nations logo and the text "UNITED NATIONS e-Learning Platform of the United Nations Statistics Division". Below this is a search bar and a menu with options like "HOME", "COURSES", "E-DISCUSSION", "LEARNING RESOURCES", and "CONTACT US".

The main content area is titled "COURSES" and shows "About 2 Results". On the left, there are filter options for "Filter learning courses", "Filter by categories", and "Filter by languages".

The two course listings are:

- System of Environmental Economic Accounting (SEEA) (Russian)**: Introduction to the SEEA Central Framework. The course provides an overview of the System of Environmental Economic Accounting (SEEA) Central Framework, the statistical standard to measure the relationship between the economy and the environment. The "Enroll" button is circled in red.
- System of Environmental Economic Accounting (SEEA) (English)**: Introduction to the SEEA Central Framework. The course provides an overview of the System of Environmental Economic Accounting (SEEA) Central Framework, the statistical standard to measure the relationship between the economy and the environment. The "Enroll" button is circled in red.

4. Wait for confirmation of your enrolment; please allow up to 24 hours for your enrolment to be approved.

The screenshot shows a web browser window with the URL <https://elearning-cms.unstats.un.org/learn>. The page header includes the United Nations logo and the text "UNITED NATIONS e-Learning Platform of the United Nations Statistics Division". A search bar is located in the top right corner. A navigation menu contains links for HOME, COURSES, E-DISCUSSION, LEARNING RESOURCES, and CONTACT US. Below the navigation menu, there are three buttons: "My learning" (with a book icon), "Edit profile" (with a person icon), and "Change password" (with a lock icon). A green notification banner at the top of the main content area reads: "Enroll course success. However, this course requires approval from the instructor. You will receive an email when the instructor approves your enrollment." Below this banner, the section "MY LEARNING" is displayed. Under "MY LEARNING", the course "System of Environmental Economic Accounting (SEEA) (English)" is listed with a "Pending Approval" status. Below the course title, it is identified as a "Self-Paced Learning Class" with an "Enrollment Date : 25/10/2017". At the bottom of the course entry, there are two buttons: "Start" and "Drop".

5. You will receive an email once your enrolment has been approved. Once you have been enrolled in the selected course, you can view the course modules.

- Your UNSD e-Learning course enrollment has been approved
-

● **DESA No Reply** <DESA-noreply@un.org>

To Sokol Test

Dear Sokol,



Thank you for registering to take part in System of Environmental Economic Accounting (SEEA) training.

Your enrollment has been approved by the instructor.

If you have any questions in the meantime, please do not hesitate to contact us at seea@un.org.

We look forward to your participation,

UN Statistics Division

 Reply  Reply to All  Forward  More

[Click to Reply](#), [Reply All](#) or [Forward](#)

6. Your status for the course will be updated to “Enrolled”

The screenshot shows a web browser window with the URL <https://elearning-cms.unstats.un.org/learn>. The page header includes the United Nations logo and the text "UNITED NATIONS e-Learning Platform of the United Nations Statistics Division". A search bar is located in the top right corner. A blue navigation bar contains the following links: HOME, COURSES +, E-DISCUSSION, LEARNING RESOURCES +, and CONTACT US. Below the navigation bar, a breadcrumb trail reads "Home / My learning". Three main action buttons are displayed: "My learning" (with a book icon), "Edit profile" (with a person icon), and "Change password" (with a lock icon). The "MY LEARNING" section features a course card for "System of Environmental Economic Accounting (SEEA) (English)" with a blue "Enrolled" badge. Below the course title, it specifies "Self-Paced Learning Class" and "Enrollment Date : 25/10/2017". At the bottom of the course card, there are two buttons: "Start" (with a play icon) and "Drop".

Accessing the course environment

1. Once you are enrolled in the course please log into the platform to explore the modules of your course. You can login by visiting <https://elearning-cms.unstats.un.org/>
2. You should now view your “My Learning” page; if not, please click “My learning” button in the upper right-hand corner.

The screenshot shows the 'My Learning' page on the United Nations e-Learning Platform. At the top, the browser address bar displays 'https://elearning-cms.unstats.un.org/learn'. The page header includes the United Nations logo and the text 'UNITED NATIONS e-Learning Platform of the United Nations Statistics Division'. A search bar is located on the right side of the header. Below the header, a blue navigation bar contains links for 'HOME', 'COURSES', 'E-DISCUSSION', 'LEARNING RESOURCES', and 'CONTACT US'. The main content area features a breadcrumb trail 'Home / My learning' and three buttons: 'My learning' (highlighted with a red circle), 'Edit profile', and 'Change password'. Below this, the 'MY LEARNING' section displays the course 'System of Environmental Economic Accounting (SEEA) (English)' with an 'Enrolled' status. The course is described as a 'Self-Paced Learning Class' with an 'Enrollment Date : 25/10/2017'. At the bottom of this section, there are two buttons: 'Start' and 'Drop'.

3. Click on the “Start” button for you course; if you have already started the course, please click “Resume” button

The screenshot displays the United Nations e-Learning Platform interface. At the top, the browser address bar shows the URL <https://elearning-cms.unstats.un.org/learn>. The navigation bar includes links for 'HOME', 'COURSES', 'E-DISCUSSION', 'LEARNING RESOURCES', and 'CONTACT US'. The main content area is titled 'MY LEARNING' and features three buttons: 'My learning', 'Edit profile', and 'Change password'. Below this, a course titled 'System of Environmental Economic Accounting (SEEA) (English)' is listed with an 'Enrolled' status. The course details include 'Self-Paced Learning Class' and 'Enrollment Date : 25/10/2017'. At the bottom of the course entry, there are two buttons: 'Start' and 'Drop'. The 'Start' button is circled in red, indicating the action to be taken.

4. Click the “Launch” button of the module you would like to visit. We would suggest that you start with module 1. Please note that the “download” button might not work properly.

<https://elearning-cms.unstats.un.org/learn/course/6/> e-Learning Platform of the ...

SYSTEM OF ENVIRONMENTAL ECONOMIC ACCOUNTING (SEEA) (ENGLISH)

Course Progress Summary

Course Progress Enrolled Passing Status Pending Completion

Show more

Course Module Announcements Abstract

1. Introduction to SEEA Not Attempted

Required: Web-based

Table of Contents

Title	Lesson Status	Score	Actions
Introduction to SEEA	Not Attempted	0	Launch Download

2. Accounting for Physical Flows Not Attempted

Required: Web-based

Table of Contents

Title	Lesson Status	Score	Actions
SEEA 2 Accounting for physical flows	Not Attempted	0	Launch Download

5. As a last step, a new window will come up with the module; please go through the various slides within each module.

