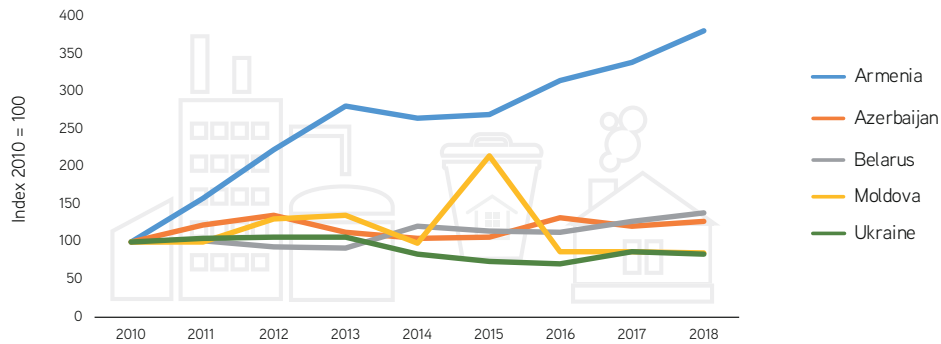


International comparison

Amount of total generated waste



Notes: **Armenia** – total waste, including mining (e.g. 99.2% in total waste generation in 2018). **Azerbaijan** – production and consumption waste. **Belarus** – industrial waste. **Moldova** – waste in enterprises; data excluding information from left part of River Nistru and municipality of Bender. **Ukraine** – waste from economic activities and households; data for the years 2010 – 2013 do not include the temporarily occupied territory of the Autonomous Republic of Crimea, the city of Sevastopol and for the years 2014 – 2018 data also do not include part of the temporarily occupied areas in the Donetsk and Luhansk regions. **Georgia** – data not available. Source: ARMSTATBANK, AZSTAT, BELSTAT, MOLSTAT, UKRSTAT



Waste Management and Ukraine

List of relevant websites

- National Waste Management Strategy in Ukraine by 2030: <https://zakon.rada.gov.ua/laws/show/820-2017-%D1%80>
- Strategy of National Ecological Policy of Ukraine until 2020: <https://menr.gov.ua/en/content/misiya-ta-strategiya.html>
- Agenda 2030 for Sustainable Development: <http://sdg.org.ua/en/about-sdgs/responion-consumption-and-production#national-tasks>
- Sustainable Development Goals - Ukraine: http://sdg.org.ua/images/SDGs_NationalReportEN_Web.pdf
- National Implementation Plan for the Stockholm Convention on Persistent Organic Pollutants: <http://chm.pops.int/Portals/0/download.aspx?d=UNEP-POPS-NIP-Ukraine-1.English.pdf>
- ENI SEIS website: <https://eni-seis.eionet.europa.eu/east/countries/ukraine>

List of relevant contacts



Ministry of Ecology and Natural Resources of Ukraine
Kyiv 03035, st. Metropolitan Basil Lypkivskiy 35
(044) 206-31-39, (044) 206-33-02
gr_priem@menr.gov.ua



State Statistics service of Ukraine
Kyiv-23, 01601, Ukraine
3, Shota Rustaveli str.,
tel.: 287-24-33
fax: 235-37-39
office@ukrstat.gov.ua

European Environment Agency



SLOVENSKÁ AGENTÚRA
ŽIVOTNÉHO PROSTREDIA
SLOVAK ENVIRONMENT
AGENCY

State and trends in selected areas of waste management in Ukraine

In 2018, enterprises and households produced 352.3 million tons of waste, which was 16.6% less than in 2010. Of the total volume, waste from entrepreneurial activities accounted for 98.4% and households for 1.6%.



The generation of hazardous waste has been declining between 2010 – 2018. In 2018, 627.4 thousand tons of hazardous waste was generated and their share in total waste was 0.2%.



In 2018, households generated 131.1 kg of waste per capita. Compared to 2010, this was a 7.6 kg per capita decrease.

- 7.6 kg



In 2018, the most common form of waste disposal was to move it to specially designated places or facilities. 169 523.8 thousand tons of the total amount of waste generated was disposed of in this way.



Waste management policy framework

International level

Convention on the Control of Transboundary Movements of Hazardous Wastes and their Disposal (Basel, 1989)

Convention on Persistent Organic Pollutants (Stockholm Convention) (2001)

Agenda 2030 for Sustainable Development (2015), Goal 12 (Ensure sustainable consumption and production patterns)

National level

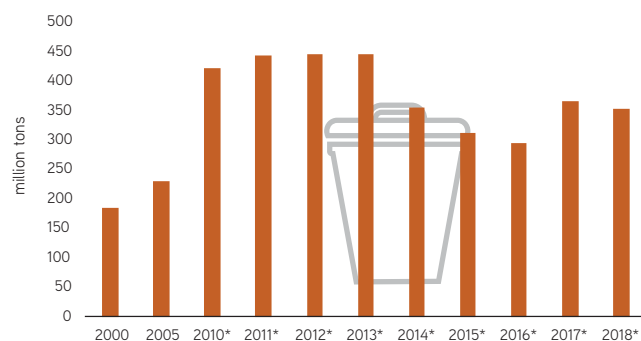
National Implementation Plan for the Stockholm Convention on Persistent Organic Pollutants

Strategy of National Ecological Policy of Ukraine until 2020

National Waste Management Strategy of Ukraine by 2030

Ukrainian Law on Waste

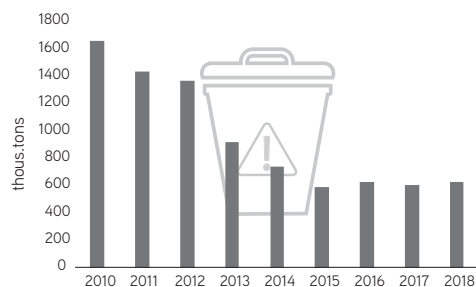
Development of total waste generation



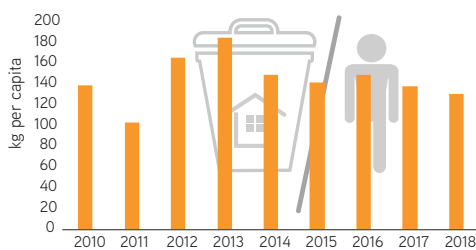
Note: *Data for 2010 – 2013 exclude the temporarily occupied territory of the Autonomous Republic of Crimea, the city of Sevastopol. For 2014 – 2018, data also exclude a part of temporarily occupied territories in the Donetsk and Luhansk regions

Source: UKRSTAT

Development of hazardous waste



Development in the amount of households waste per capita



Note: Data for 2010 – 2013 exclude the temporarily occupied territory of the Autonomous Republic of Crimea, the city of Sevastopol. For 2014 – 2018 data also exclude a part of temporarily occupied territories in the Donetsk and Luhansk regions. Source: UKRSTAT

Selected relevant objectives defined in national documents

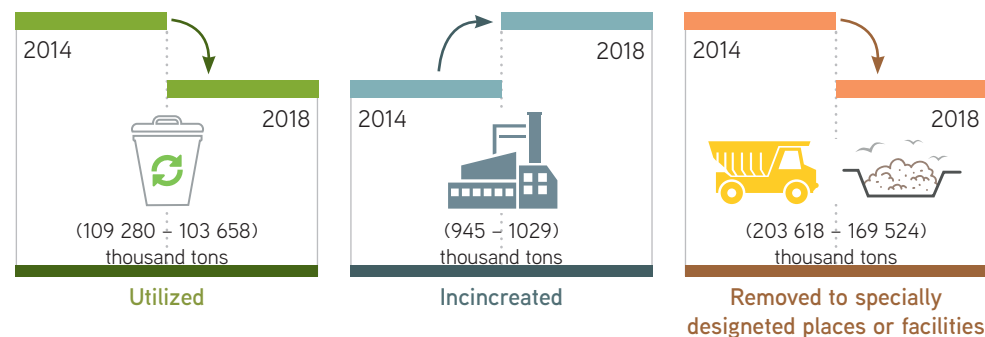
National Waste Management Strategy in Ukraine by 2030

- implementation of a waste management system on an innovative basis;
- development of legislation in the field of waste management, taking into account the requirements of the relevant European directives;
- qualitative changes in waste management in line with best environmental practices;
- improvement of the environment, as well as the health and epidemic well-being of the population;
- compliance with environmental safety requirements when operating waste facilities and reducing social stress;
- attracting investment in waste management and creating a modern waste management infrastructure;
- introduction of the latest technologies of utilization and disposal of municipal solid waste, reduction of their disposal at landfills;
- reducing the number of non-compliant waste management facilities, land release after landfills and landfill closures;
- increasing the collection, procurement, processing, and disposal of waste as secondary raw materials;
- encouraging business entities to carry out production activities using zero waste and environmentally friendly technologies;
- creation of a system of information support of the sphere of waste management, improvement of the procedure of keeping the state accounting of waste, informing on the location of sites or objects of waste management, their impact on the state of the environment and human health;
- increasing the use of state and local budget funds to implement waste management measures to prevent negative impacts on the environment and human health.

The current state and development in meeting relevant objectives

Waste treatment is a serious environmental protection problem. Of the total amount of waste generated in 2018, 29.4% was reused, 0.3% incinerated, and 48.1% transported to specially designated places or facilities. Between 2014 – 2018, all forms of waste treatment showed a decreasing trend, except for incineration, which increased during this period.

Development in the treatment by disposal for total waste (waste from enterprises and households)



Note: Excluding the temporarily occupied territories of the Autonomous Republic of Crimea, the city of Sevastopol and a part of temporarily occupied territories in the Donetsk and Luhansk regions. Source: UKRSTAT